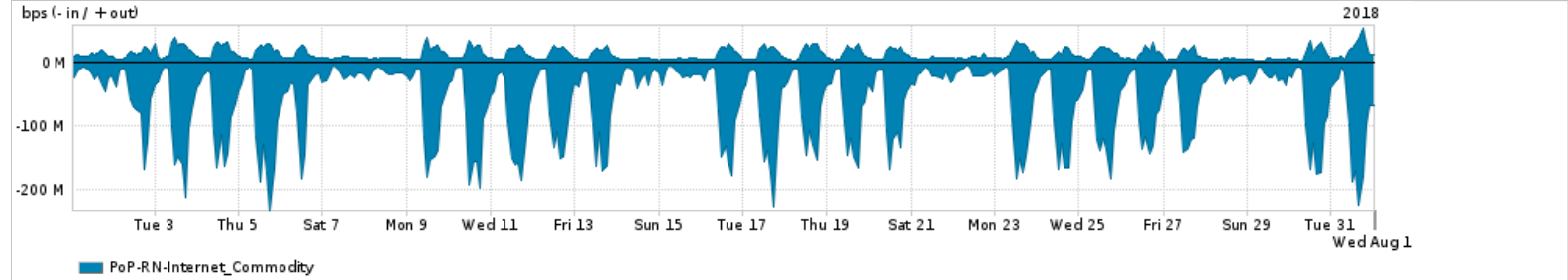


Os gráficos apresentados neste relatório de tráfego estão em formato stack, o que significa que seu valor é uma composição da soma dos componentes listados nas legendas localizadas logo abaixo dos gráficos. Os gráficos estão em "bps x tempo" e possuem dois eixos verticais, Out (positivo) e In (negativo).  
 A primeira coluna da tabela define o ponto de referência para entendimento dos valores de In e Out.  
 A contabilização do tráfego é sob o ponto de vista do AS da RNP, AS1916.

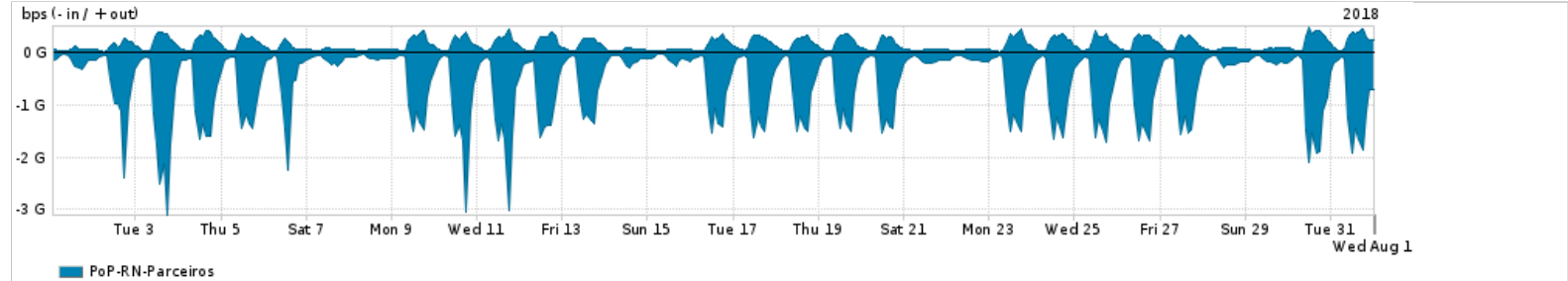
Legenda:  
 PoP - Ponto de presença da RNP  
 Parceiros - Provedores comerciais que a RNP mantém acordos de troca de tráfego  
 Internet Acadêmica - Acesso às redes acadêmicas internacionais, serviço atualmente provido pela RedClara  
 Internet commodity - Acesso pago à Internet global que é oferecido pela RNP aos seus clientes  
 ASN - Número do sistema autônomo  
 Profile - Objeto gerenciável definido arbitrariamente no Peakflow através de diversos parâmetros (ex: bloco cidr, peer-as, as-path, bgp community, interface, etc)

### Utilização do serviço de Internet Commodity pelo PoP-RN



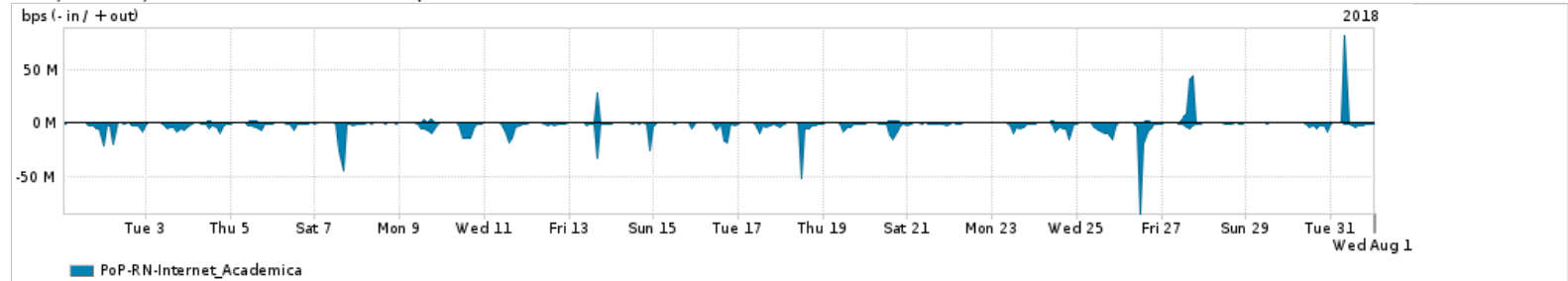
| PROFILE                                    | PROFILE            | IN         | OUT        | TOTAL      |
|--|--------------------|------------|------------|------------|
| <input checked="" type="checkbox"/> PoP-RN | Internet_Commodity | 62.52 Mbps | 12.67 Mbps | 75.19 Mbps |

### Utilização das trocas de tráfego comerciais no Brasil pelo PoP-RN



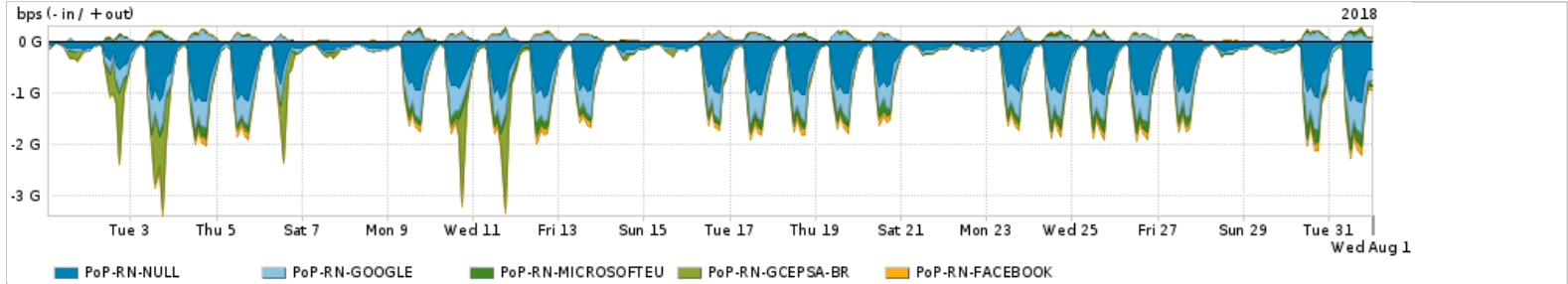
| PROFILE                                    | PROFILE   | IN          | OUT         | TOTAL       |
|--|-----------|-------------|-------------|-------------|
| <input checked="" type="checkbox"/> PoP-RN | Parceiros | 598.13 Mbps | 142.14 Mbps | 740.27 Mbps |

### Utilização do serviço de Internet acadêmica internacional pelo PoP-RN



| PROFILE                                    | PROFILE            | IN        | OUT         | TOTAL     |
|--|--------------------|-----------|-------------|-----------|
| <input checked="" type="checkbox"/> PoP-RN | Internet_Academica | 2.94 Mbps | 764.54 Kbps | 3.71 Mbps |

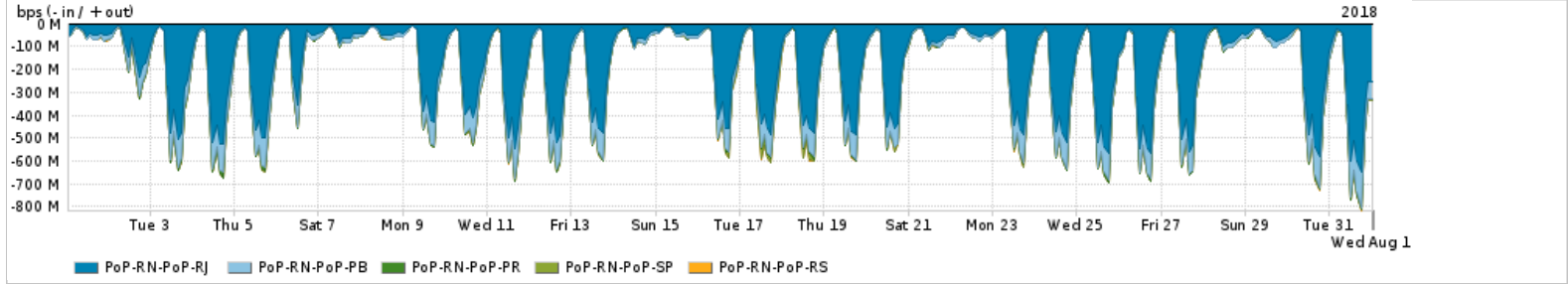
Redes (AS's de origem) mais acessadas pelo PoP-RN



Average | Max | PCT95

| PROFILE                                    | AS NAME   | ASN   | IN          | OUT         | TOTAL       |
|--|---|-------|-------------|-------------|-------------|
| <input checked="" type="checkbox"/> PoP-RN | NULL  | 0     | 365.62 Mbps | 27.31 Kbps  | 365.64 Mbps |
| <input checked="" type="checkbox"/> PoP-RN | GOOGLE  | 15169 | 173.52 Mbps | 55.96 Mbps  | 229.48 Mbps |
| <input checked="" type="checkbox"/> PoP-RN | MICROSOFTEU                                     | 8068  | 56.56 Mbps  | 8.81 Mbps   | 65.37 Mbps  |
| <input checked="" type="checkbox"/> PoP-RN | GCEPSA-BR                                       | 28604 | 60.36 Mbps  | 1.46 Mbps   | 61.81 Mbps  |
| <input checked="" type="checkbox"/> PoP-RN | FACEBOOK  | 32934 | 39.00 Mbps  | 6.52 Mbps   | 45.51 Mbps  |
| <input type="checkbox"/> PoP-RN            | AMAZON-02                                       | 16509 | 28.88 Mbps  | 4.74 Mbps   | 33.62 Mbps  |
| <input type="checkbox"/> PoP-RN            | ASSOCIAO-NACIONAL-PARA-INCLUSO-DIGITAL-ANI D-BR | 28135 | 28.65 Mbps  | 948.62 Kbps | 29.60 Mbps  |
| <input type="checkbox"/> PoP-RN            | AKAMAI-ASN1                                     | 20940 | 24.49 Mbps  | 1.05 Mbps   | 25.53 Mbps  |
| <input type="checkbox"/> PoP-RN            | CABO  | 28220 | 16.03 Mbps  | 6.81 Mbps   | 22.84 Mbps  |
| <input type="checkbox"/> PoP-RN            | EDGECAST  | 15133 | 19.55 Mbps  | 337.62 Kbps | 19.89 Mbps  |

Interesse de tráfego do PoP-RN com os outros PoPs da RNP

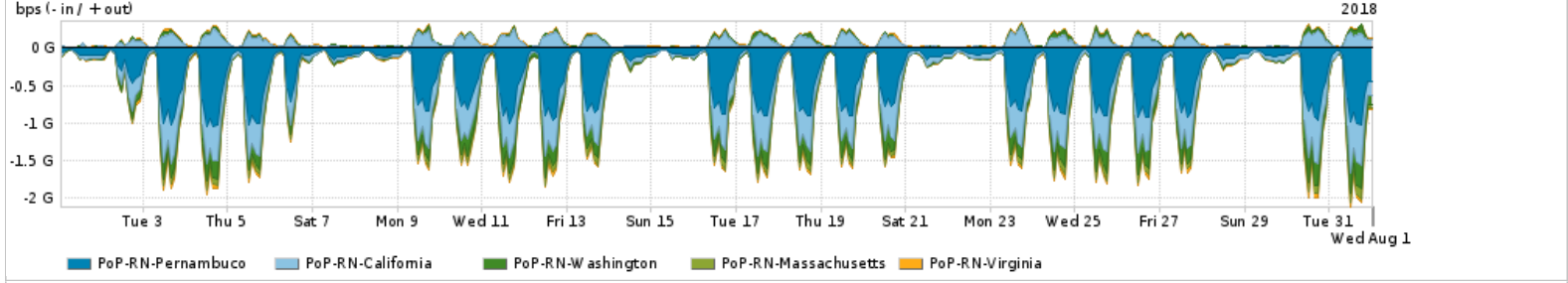


Average | Max | PCT95

| PROFILE                                    | PROFILE | IN          | OUT        | TOTAL       |
|--|---------|-------------|------------|-------------|
| <input checked="" type="checkbox"/> PoP-RN | PoP-RJ  | 173.08 Mbps | 153.00 bps | 173.08 Mbps |
| <input checked="" type="checkbox"/> PoP-RN | PoP-PB  | 38.55 Mbps  | 85.00 bps  | 38.55 Mbps  |
| <input checked="" type="checkbox"/> PoP-RN | PoP-PR  | 3.52 Mbps   | 0.00 bps   | 3.52 Mbps   |
| <input checked="" type="checkbox"/> PoP-RN | PoP-SP  | 1.60 Mbps   | 26.38 Kbps | 1.62 Mbps   |
| <input checked="" type="checkbox"/> PoP-RN | PoP-RS  | 379.21 Kbps | 63.00 bps  | 379.27 Kbps |
| <input type="checkbox"/> PoP-RN            | PoP-DF  | 2.02 Kbps   | 8.00 bps   | 2.03 Kbps   |
| <input type="checkbox"/> PoP-RN            | PoP-SC  | 1.50 Kbps   | 0.00 bps   | 1.50 Kbps   |
| <input type="checkbox"/> PoP-RN            | PoP-RN  | 73.00 bps   | 73.00 bps  | 146.00 bps  |
| <input type="checkbox"/> PoP-RN            | PoP-MA  | 0.00 bps    | 61.00 bps  | 61.00 bps   |

|                          | PROFILE | PROFILE | IN       | OUT      | TOTAL    |
|--------------------------|---------|---------|----------|----------|----------|
| <input type="checkbox"/> | PoP-RN  | PoP-MG  | 7.00 bps | 0.00 bps | 7.00 bps |

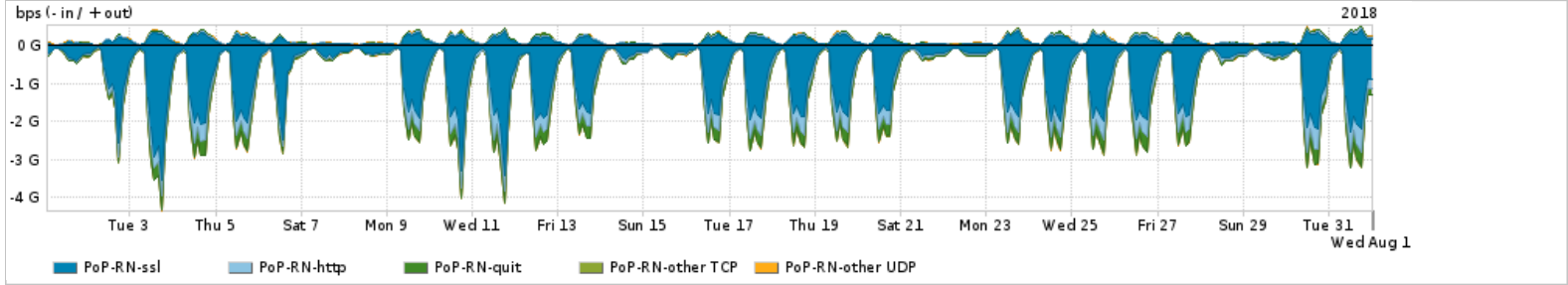
Distribuição do tráfego do PoP-RN por estado, província ou similar



Average | Max | PCT95

|                                     | PROFILE | REGION              | IN          | OUT         | TOTAL       |
|-------------------------------------|---------|---------------------|-------------|-------------|-------------|
| <input checked="" type="checkbox"/> | PoP-RN  | Pernambuco          | 326.68 Mbps | 1.67 Mbps   | 328.35 Mbps |
| <input checked="" type="checkbox"/> | PoP-RN  | California          | 166.80 Mbps | 68.55 Mbps  | 235.35 Mbps |
| <input checked="" type="checkbox"/> | PoP-RN  | Washington          | 73.15 Mbps  | 11.59 Mbps  | 84.75 Mbps  |
| <input checked="" type="checkbox"/> | PoP-RN  | Massachusetts       | 29.19 Mbps  | 1.33 Mbps   | 30.52 Mbps  |
| <input checked="" type="checkbox"/> | PoP-RN  | Virginia            | 17.97 Mbps  | 6.79 Mbps   | 24.76 Mbps  |
| <input type="checkbox"/>            | PoP-RN  | Rio Grande do Norte | 9.49 Mbps   | 13.88 Mbps  | 23.37 Mbps  |
| <input type="checkbox"/>            | PoP-RN  | Sao Paulo           | 15.61 Mbps  | 5.13 Mbps   | 20.74 Mbps  |
| <input type="checkbox"/>            | PoP-RN  | Rio de Janeiro      | 11.89 Mbps  | 1.61 Mbps   | 13.50 Mbps  |
| <input type="checkbox"/>            | PoP-RN  | Paraiba             | 6.56 Mbps   | 972.57 Kbps | 7.53 Mbps   |
| <input type="checkbox"/>            | PoP-RN  | Florida             | 5.29 Mbps   | 385.09 Kbps | 5.67 Mbps   |
| <input type="checkbox"/>            | PoP-RN  | Arizona             | 4.81 Mbps   | 112.60 Kbps | 4.92 Mbps   |
| <input type="checkbox"/>            | PoP-RN  | Texas               | 3.50 Mbps   | 692.83 Kbps | 4.19 Mbps   |
| <input type="checkbox"/>            | PoP-RN  | Ceara               | 1.01 Mbps   | 2.61 Mbps   | 3.62 Mbps   |
| <input type="checkbox"/>            | PoP-RN  | Delaware            | 2.94 Mbps   | 78.90 Kbps  | 3.01 Mbps   |
| <input type="checkbox"/>            | PoP-RN  | Quebec              | 2.74 Mbps   | 235.38 Kbps | 2.97 Mbps   |

Distribuição do tráfego do PoP-RN por aplicação (análise em camada 3 e 4)

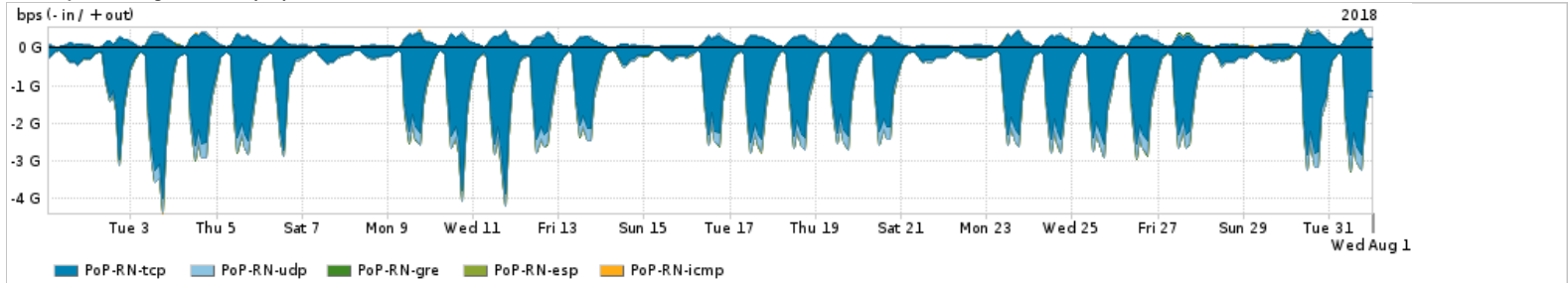


Average | Max | PCT95

|                                     | PROFILE | APPLICATION | IN          | OUT         | TOTAL       |
|-------------------------------------|---------|-------------|-------------|-------------|-------------|
| <input checked="" type="checkbox"/> | PoP-RN  | ssl         | 733.06 Mbps | 110.81 Mbps | 843.87 Mbps |
| <input checked="" type="checkbox"/> | PoP-RN  | http        | 159.66 Mbps | 20.80 Mbps  | 180.46 Mbps |

|                                     | PROFILE | APPLICATION | IN          | OUT         | TOTAL       |
|-------------------------------------|---------|-------------|-------------|-------------|-------------|
| <input checked="" type="checkbox"/> | PoP-RN  | quit        | 118.23 Mbps | 12.30 Mbps  | 130.53 Mbps |
| <input checked="" type="checkbox"/> | PoP-RN  | other TCP   | 6.59 Mbps   | 2.79 Mbps   | 9.38 Mbps   |
| <input checked="" type="checkbox"/> | PoP-RN  | other UDP   | 5.35 Mbps   | 3.49 Mbps   | 8.84 Mbps   |
| <input type="checkbox"/>            | PoP-RN  | smtp        | 561.07 Kbps | 1.54 Mbps   | 2.10 Mbps   |
| <input type="checkbox"/>            | PoP-RN  | ssh         | 940.32 Kbps | 422.45 Kbps | 1.36 Mbps   |
| <input type="checkbox"/>            | PoP-RN  | dns         | 684.32 Kbps | 299.03 Kbps | 983.35 Kbps |
| <input type="checkbox"/>            | PoP-RN  | stun        | 559.70 Kbps | 419.36 Kbps | 979.07 Kbps |
| <input type="checkbox"/>            | PoP-RN  | xmpp        | 462.78 Kbps | 385.25 Kbps | 848.03 Kbps |

Distribuição do tráfego do PoP-RN por protocolo



Average | Max | PCT95

|                                     | PROFILE | PROTOCOL   | IN          | OUT         | TOTAL       |
|-------------------------------------|---------|------------|-------------|-------------|-------------|
| <input checked="" type="checkbox"/> | PoP-RN  | tcp        | 902.22 Mbps | 137.69 Mbps | 1.04 Gbps   |
| <input checked="" type="checkbox"/> | PoP-RN  | udp        | 124.92 Mbps | 16.61 Mbps  | 141.53 Mbps |
| <input checked="" type="checkbox"/> | PoP-RN  | gre        | 4.57 Mbps   | 943.93 Kbps | 5.52 Mbps   |
| <input checked="" type="checkbox"/> | PoP-RN  | esp        | 1.73 Mbps   | 182.51 Kbps | 1.92 Mbps   |
| <input checked="" type="checkbox"/> | PoP-RN  | icmp       | 72.05 Kbps  | 241.60 Kbps | 313.65 Kbps |
| <input type="checkbox"/>            | PoP-RN  | ipv6       | 2.45 Kbps   | 220.00 bps  | 2.67 Kbps   |
| <input type="checkbox"/>            | PoP-RN  | ipv6-icmp  | 946.00 bps  | 483.00 bps  | 1.43 Kbps   |
| <input type="checkbox"/>            | PoP-RN  | sctp       | 33.00 bps   | 0.00 bps    | 33.00 bps   |
| <input type="checkbox"/>            | PoP-RN  | 255        | 6.00 bps    | 0.00 bps    | 6.00 bps    |
| <input type="checkbox"/>            | PoP-RN  | ipv6-nonxt | 0.00 bps    | 0.00 bps    | 0.00 bps    |

For assistance with this product, please contact support at <https://support.arbornetworks.com>