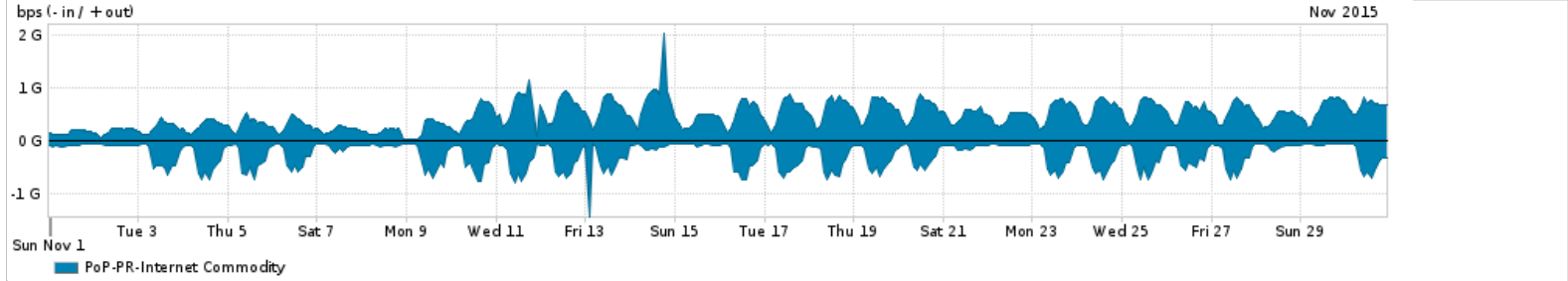


Peakflow SP was unable to complete your query. Your deployment may be at or above the recommended capacity levels.

Os gráficos apresentados neste relatório de tráfego estão em formato stack, o que significa que seu valor é uma composição da soma dos componentes listados nas legendas localizadas logo abaixo dos gráficos. Os gráficos estão em "bps x tempo" e possuem dois eixos verticais, Out (positivo) e In (negativo).
 A primeira coluna da tabela define o ponto de referência para entendimento dos valores de In e Out.
 A contabilização do tráfego é sob o ponto de vista do AS da RNP, AS1916.

- Legenda:
- PoP - Ponto de presença da RNP
 - Parceiros - Provedores comerciais que a RNP mantém acordos de troca de tráfego
 - Internet Acadêmica - Acesso às redes acadêmicas internacionais, serviço atualmente provido pela RedClara
 - Internet commodity - Acesso pago à Internet global que é oferecido pela RNP aos seus clientes
 - ASN - Número do sistema autônomo
 - Perfil - Objeto gerenciável definido arbitrariamente no Peakflow através de diversos parâmetros (ex: bloco cidr, peer-as, as-path, bgp community, interface, etc)

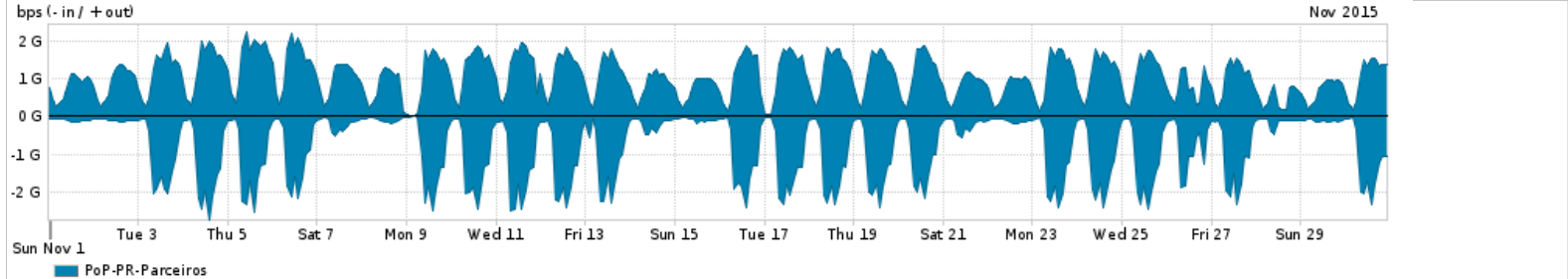
Utilização do serviço de Internet Commodity pelo PoP-PR



Average | Max | PCT95

PROFILE	PROFILE	IN	OUT	TOTAL	
<input type="checkbox"/>	PoP-PR	Internet Commodity	267.40 Mbps	471.21 Mbps	738.61 Mbps

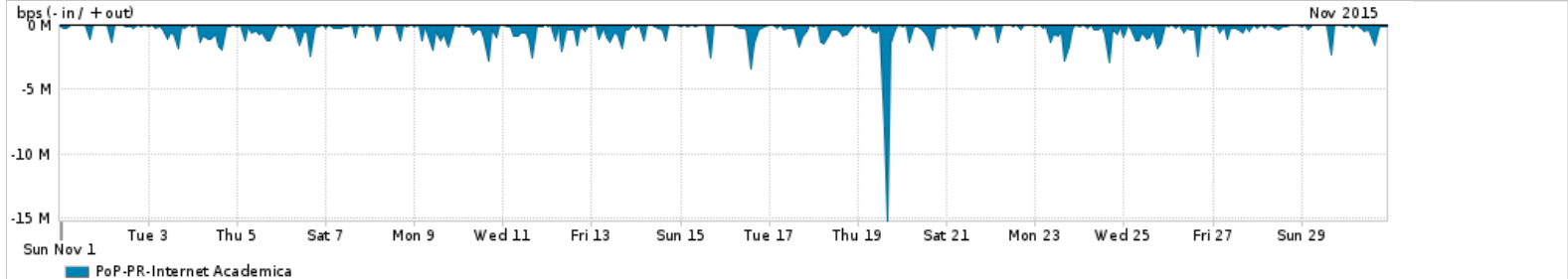
Utilização das trocas de tráfego comerciais no Brasil pelo PoP-PR



Average | Max | PCT95

PROFILE	PROFILE	IN	OUT	TOTAL	
<input type="checkbox"/>	PoP-PR	Parceiros	798.17 Mbps	1.05 Gbps	1.85 Gbps

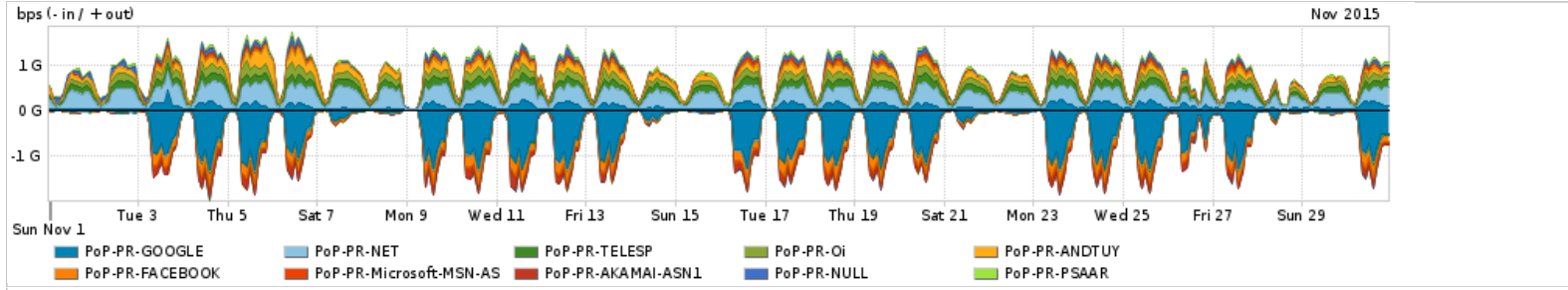
Utilização do serviço de Internet acadêmica internacional pelo PoP-PR



Average | Max | PCT95

PROFILE	PROFILE	IN	OUT	TOTAL	
<input type="checkbox"/>	PoP-PR	Internet Acadêmica	518.70 Kbps	135.00 bps	518.83 Kbps

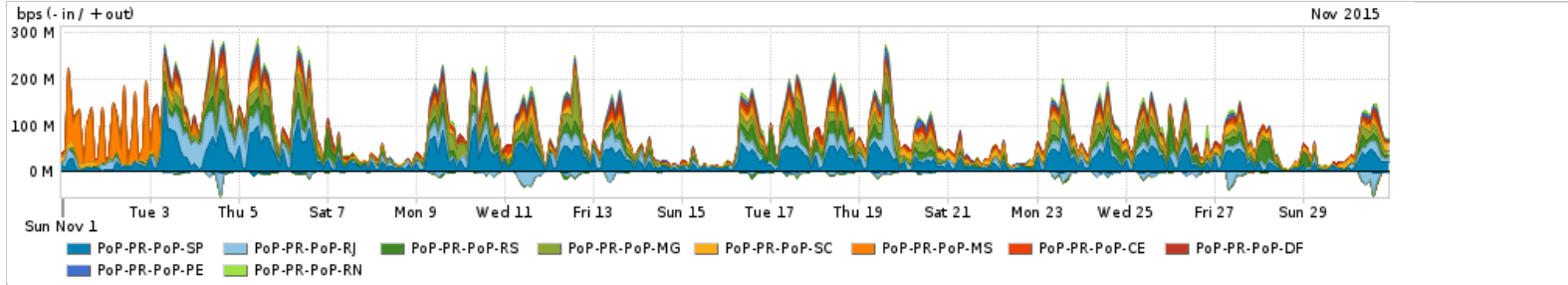
Redes (AS's de origem) mais acessadas pelo PoP-PR



Average | Max | PCT95

PROFILE	AS NAME	ASN	IN	OUT	TOTAL
<input type="checkbox"/>	PoP-PR	GOOGLE	15169	375.15 Mbps	69.00 Mbps 444.15 Mbps
<input type="checkbox"/>	PoP-PR	NET	28573	10.34 Mbps	266.10 Mbps 276.44 Mbps
<input type="checkbox"/>	PoP-PR	TELESP	27699	8.17 Mbps	106.36 Mbps 114.53 Mbps
<input type="checkbox"/>	PoP-PR	Oi	7738	3.86 Mbps	109.32 Mbps 113.19 Mbps
<input type="checkbox"/>	PoP-PR	ANDTUY	6057	12.94 Kbps	108.76 Mbps 108.77 Mbps
<input type="checkbox"/>	PoP-PR	FACEBOOK	32934	89.20 Mbps	14.37 Mbps 103.56 Mbps
<input type="checkbox"/>	PoP-PR	Microsoft-MSN-AS	8075	27.54 Mbps	27.03 Mbps 54.56 Mbps
<input type="checkbox"/>	PoP-PR	AKAMAI-ASN1	20940	50.34 Mbps	2.11 Mbps 52.45 Mbps
<input type="checkbox"/>	PoP-PR	NULL	0	2.78 Mbps	42.41 Mbps 45.19 Mbps
<input type="checkbox"/>	PoP-PR	PSAAR	10481	685.42 Kbps	39.86 Mbps 40.54 Mbps

Interesse de tráfego do PoP-PR com os outros PoPs da RNP

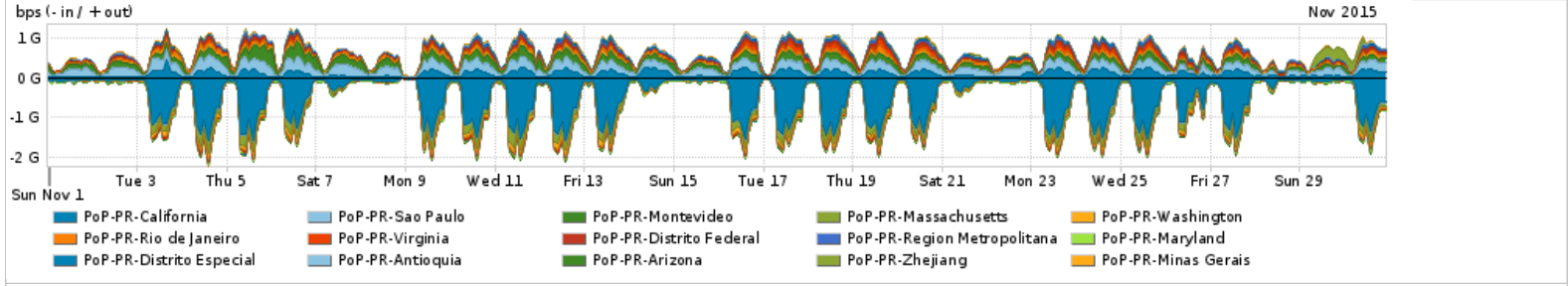


Average | Max | PCT95

PROFILE	PROFILE	IN	OUT	TOTAL
<input type="checkbox"/>	PoP-PR	PoP-SP	333.76 Kbps	26.16 Mbps 26.49 Mbps
<input type="checkbox"/>	PoP-PR	PoP-RJ	2.23 Mbps	12.64 Mbps 14.87 Mbps
<input type="checkbox"/>	PoP-PR	PoP-RS	746.75 Kbps	10.66 Mbps 11.41 Mbps
<input type="checkbox"/>	PoP-PR	PoP-MG	118.00 bps	11.02 Mbps 11.02 Mbps
<input type="checkbox"/>	PoP-PR	PoP-SC	5.85 Kbps	9.56 Mbps 9.57 Mbps
<input type="checkbox"/>	PoP-PR	PoP-MS	0.00 bps	6.62 Mbps 6.62 Mbps
<input type="checkbox"/>	PoP-PR	PoP-CE	0.00 bps	4.63 Mbps 4.63 Mbps
<input type="checkbox"/>	PoP-PR	PoP-DF	2.03 Kbps	3.86 Mbps 3.87 Mbps
<input type="checkbox"/>	PoP-PR	PoP-PE	0.00 bps	3.16 Mbps 3.16 Mbps

PROFILE	PROFILE	IN	OUT	TOTAL
<input type="checkbox"/>	PoP-PR	PoP-RN	66.80 Kbps	2.79 Mbps
				2.86 Mbps

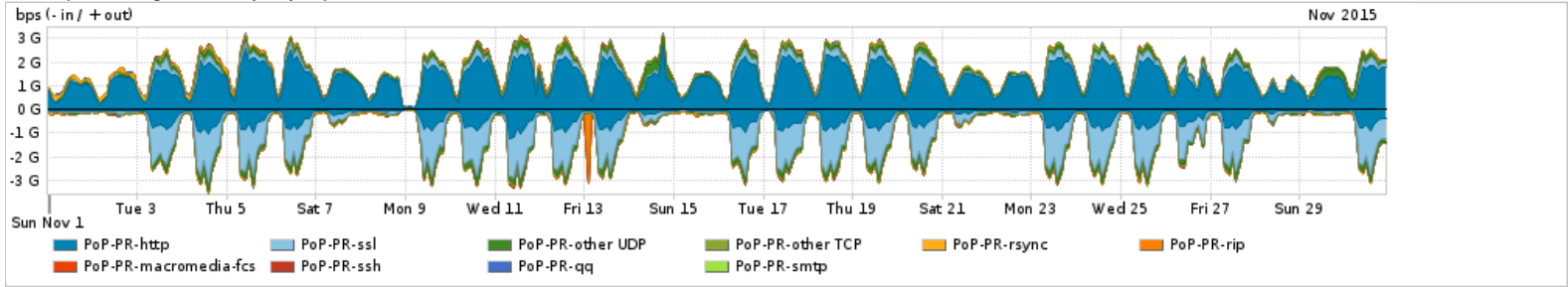
Distribuição do tráfego do PoP-PR por estado, província ou similar



Average | Max | PCT95

PROFILE	REGION	IN	OUT	TOTAL	
<input type="checkbox"/>	PoP-PR	California	471.91 Mbps	91.25 Mbps	563.16 Mbps
<input type="checkbox"/>	PoP-PR	Sao Paulo	11.58 Mbps	162.87 Mbps	174.45 Mbps
<input type="checkbox"/>	PoP-PR	Montevideo	283.10 Kbps	117.05 Mbps	117.33 Mbps
<input type="checkbox"/>	PoP-PR	Massachusetts	73.28 Mbps	4.32 Mbps	77.61 Mbps
<input type="checkbox"/>	PoP-PR	Washington	36.67 Mbps	17.17 Mbps	53.83 Mbps
<input type="checkbox"/>	PoP-PR	Rio de Janeiro	2.57 Mbps	50.46 Mbps	53.03 Mbps
<input type="checkbox"/>	PoP-PR	Virginia	18.27 Mbps	32.33 Mbps	50.60 Mbps
<input type="checkbox"/>	PoP-PR	Distrito Federal	2.25 Mbps	40.61 Mbps	42.87 Mbps
<input type="checkbox"/>	PoP-PR	Region Metropolitana	734.86 Kbps	28.82 Mbps	29.56 Mbps
<input type="checkbox"/>	PoP-PR	Maryland	25.63 Mbps	381.37 Kbps	26.02 Mbps
<input type="checkbox"/>	PoP-PR	Distrito Especial	677.88 Kbps	18.51 Mbps	19.19 Mbps
<input type="checkbox"/>	PoP-PR	Antioquia	435.01 Kbps	17.05 Mbps	17.49 Mbps
<input type="checkbox"/>	PoP-PR	Arizona	15.48 Mbps	1.03 Mbps	16.51 Mbps
<input type="checkbox"/>	PoP-PR	Zhejiang	480.34 Kbps	14.88 Mbps	15.36 Mbps
<input type="checkbox"/>	PoP-PR	Minas Gerais	568.78 Kbps	14.77 Mbps	15.34 Mbps

Distribuição do tráfego do PoP-PR por aplicação (análise em camada 3 e 4)

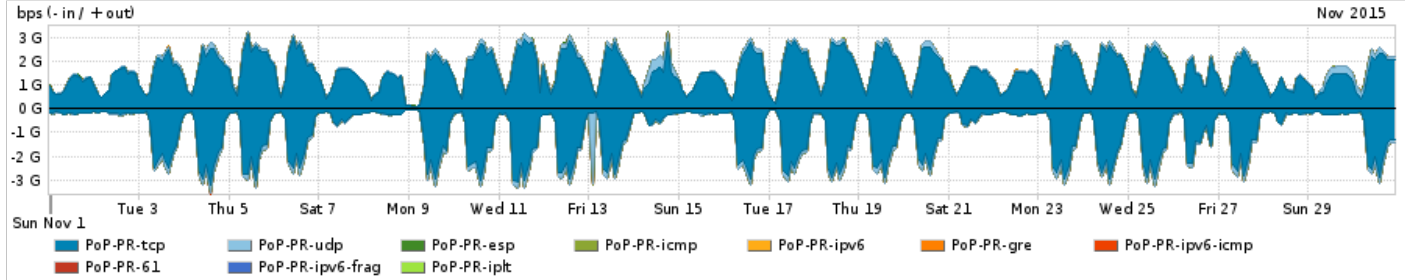


Average | Max | PCT95

PROFILE	APPLICATION	IN	OUT	TOTAL	
<input type="checkbox"/>	PoP-PR	http	323.32 Mbps	1.29 Gbps	1.61 Gbps
<input type="checkbox"/>	PoP-PR	ssl	580.31 Mbps	106.85 Mbps	687.16 Mbps

	PROFILE	APPLICATION	IN	OUT	TOTAL	
<input type="checkbox"/>	PoP-PR		other UDP	89.95 Mbps	100.45 Mbps	190.40 Mbps
<input type="checkbox"/>	PoP-PR		other TCP	48.60 Mbps	79.23 Mbps	127.83 Mbps
<input type="checkbox"/>	PoP-PR		rsync	36.76 Mbps	54.77 Mbps	91.53 Mbps
<input type="checkbox"/>	PoP-PR		rip	8.72 Mbps	44.00 bps	8.72 Mbps
<input type="checkbox"/>	PoP-PR		macromedia-fcs	6.57 Mbps	1.00 Mbps	7.57 Mbps
<input type="checkbox"/>	PoP-PR		ssh	1.34 Mbps	5.71 Mbps	7.05 Mbps
<input type="checkbox"/>	PoP-PR		qq	716.40 Kbps	6.19 Mbps	6.90 Mbps
<input type="checkbox"/>	PoP-PR		smtp	2.55 Mbps	2.47 Mbps	5.01 Mbps

Distribuição do tráfego do PoP-PR por protocolo



Average | Max | PCT95

	PROFILE	PROTOCOL	IN	OUT	TOTAL	
<input type="checkbox"/>	PoP-PR		tcp	1.00 Gbps	1.55 Gbps	2.55 Gbps
<input type="checkbox"/>	PoP-PR		udp	100.68 Mbps	101.36 Mbps	202.04 Mbps
<input type="checkbox"/>	PoP-PR		esp	333.04 Kbps	3.33 Mbps	3.66 Mbps
<input type="checkbox"/>	PoP-PR		icmp	279.11 Kbps	472.02 Kbps	751.13 Kbps
<input type="checkbox"/>	PoP-PR		ipv6	193.00 Kbps	248.01 Kbps	441.01 Kbps
<input type="checkbox"/>	PoP-PR		gre	45.15 Kbps	93.72 Kbps	138.87 Kbps
<input type="checkbox"/>	PoP-PR		ipv6-icmp	12.13 Kbps	355.00 bps	12.49 Kbps
<input type="checkbox"/>	PoP-PR		61	1.20 Kbps	0.00 bps	1.20 Kbps
<input type="checkbox"/>	PoP-PR		ipv6-frag	0.00 bps	9.00 bps	9.00 bps
<input type="checkbox"/>	PoP-PR		iplt	1.00 bps	0.00 bps	1.00 bps

For assistance with this product, please contact support@arbornetworks.com.