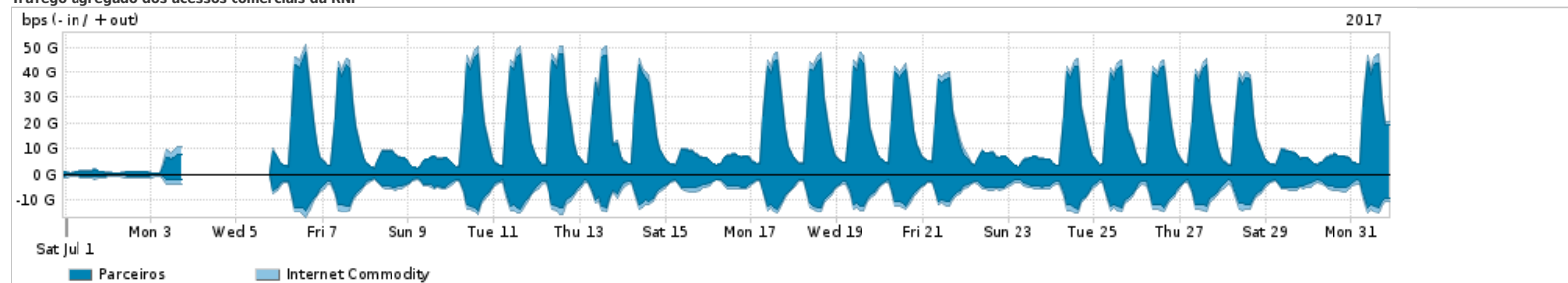


Os gráficos apresentados neste relatório de tráfego estão em formato stack, o que significa que seu valor é uma composição da soma dos componentes listados nas legendas localizadas logo abaixo dos gráficos. Os gráficos estão em "bps x tempo" e possuem dois eixos verticais, Out (positivo) e In (negativo).
 A primeira coluna da tabela define o ponto de referência para entendimento dos valores de In e Out.
 A contabilização do tráfego é sob o ponto de vista do AS da RNP, AS1916.

Legenda:

- PoP - Ponto de presença da RNP
- Parceiros - Provedores comerciais que a RNP mantém acordos de troca de tráfego
- Internet Acadêmica - Acesso às redes acadêmicas internacionais, serviço atualmente provido pela RedClara
- Internet commodity - Acesso pago à Internet global que é oferecido pela RNP aos seus clientes
- ASN - Número do sistema autônomo
- Profile - Objeto gerenciável definido arbitrariamente no Peakflow através de diversos parâmetros (ex: bloco cidr, peer-as, as-path, bgp community, interface, etc)

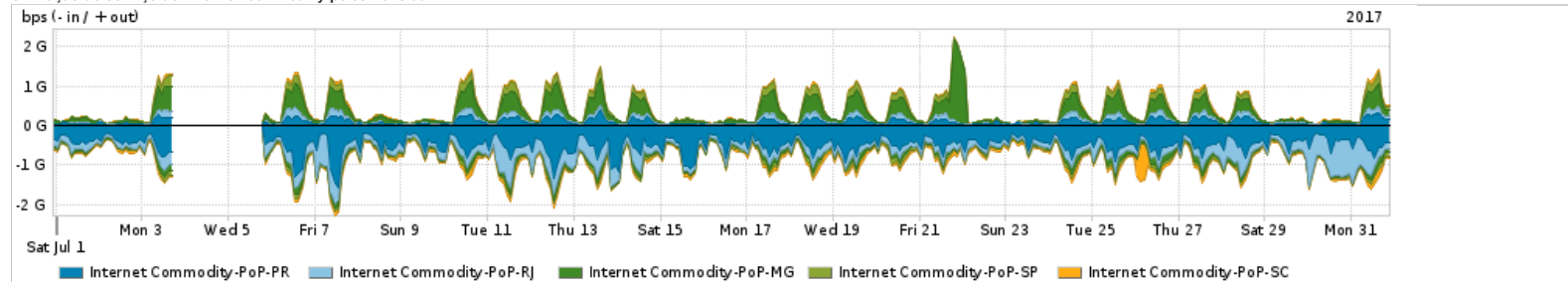
Tráfego agregado dos acessos comerciais da RNP



Average | Max | PCT95

PROFILE	IN	OUT	TOTAL
<input checked="" type="checkbox"/> Parceiros		5.62 Gbps	14.41 Gbps
<input checked="" type="checkbox"/> Internet Commodity		1.17 Gbps	932.42 Mbps

Utilização do serviço de Internet Commodity pelos PoPs da RNP

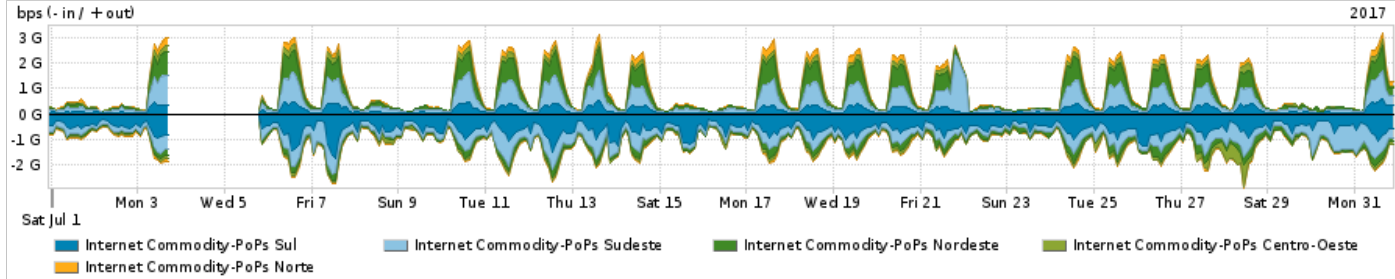


Average | Max | PCT95

PROFILE	PROFILE	IN	OUT	TOTAL
<input checked="" type="checkbox"/> Internet Commodity	PoP-PR		460.66 Mbps	71.37 Mbps
<input checked="" type="checkbox"/> Internet Commodity	PoP-RJ		220.75 Mbps	48.80 Mbps
<input checked="" type="checkbox"/> Internet Commodity	PoP-MG		56.31 Mbps	185.58 Mbps
<input checked="" type="checkbox"/> Internet Commodity	PoP-SP		49.18 Mbps	60.18 Mbps
<input checked="" type="checkbox"/> Internet Commodity	PoP-SC		61.32 Mbps	20.80 Mbps
<input type="checkbox"/> Internet Commodity	PoP-PE		31.56 Mbps	44.03 Mbps
<input type="checkbox"/> Internet Commodity	PoP-CE		20.94 Mbps	53.04 Mbps
<input type="checkbox"/> Internet Commodity	PoP-PB		24.91 Mbps	41.57 Mbps
<input type="checkbox"/> Internet Commodity	PoP-RS		21.39 Mbps	41.65 Mbps
<input type="checkbox"/> Internet Commodity	PoP-DF		40.60 Mbps	17.05 Mbps
<input type="checkbox"/> Internet Commodity	PoP-RN		15.30 Mbps	34.58 Mbps

PROFILE	PROFILE	IN	OUT	TOTAL	
<input type="checkbox"/>	Internet Commodity	PoP-ES	17.30 Mbps	24.88 Mbps	42.17 Mbps
<input type="checkbox"/>	Internet Commodity	PoP-GO	15.27 Mbps	25.39 Mbps	40.65 Mbps
<input type="checkbox"/>	Internet Commodity	PoP-MA	14.01 Mbps	25.45 Mbps	39.46 Mbps
<input type="checkbox"/>	Internet Commodity	PoP-BA	18.35 Mbps	17.47 Mbps	35.82 Mbps

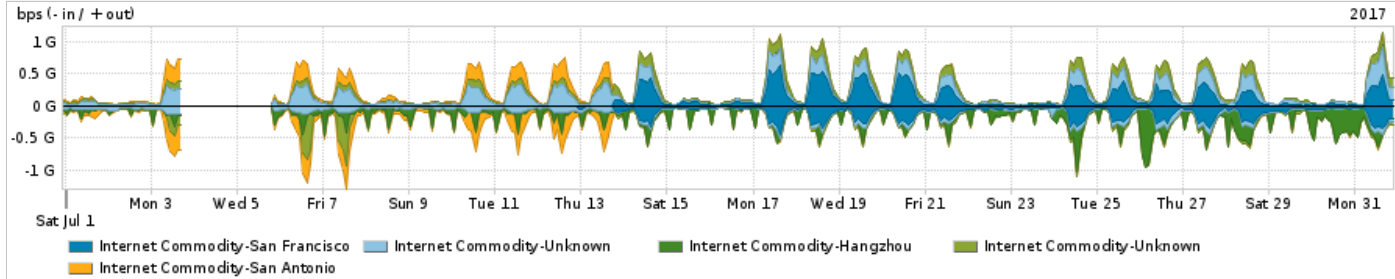
Utilização do serviço de Internet Commodity pelos PoPs da RNP agrupados por região



Average | Max | PCT95

PROFILE	PROFILE	IN	OUT	TOTAL	
<input checked="" type="checkbox"/>	Internet Commodity	PoPs Sul	543.38 Mbps	133.82 Mbps	677.19 Mbps
<input checked="" type="checkbox"/>	Internet Commodity	PoPs Sudeste	343.53 Mbps	319.44 Mbps	662.97 Mbps
<input checked="" type="checkbox"/>	Internet Commodity	PoPs Nordeste	136.19 Mbps	268.85 Mbps	405.04 Mbps
<input checked="" type="checkbox"/>	Internet Commodity	PoPs Centro-Oeste	66.17 Mbps	69.62 Mbps	135.78 Mbps
<input checked="" type="checkbox"/>	Internet Commodity	PoPs Norte	39.52 Mbps	79.14 Mbps	118.66 Mbps

Interesse de tráfego do serviço de Internet Commodity por cidade

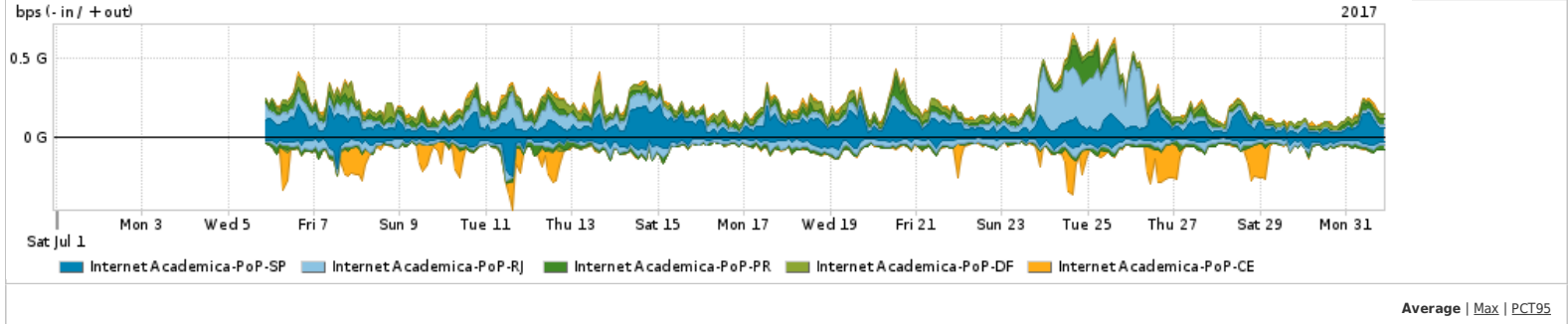


Average | Max | PCT95

PROFILE	CITY	IN	OUT	TOTAL	
<input checked="" type="checkbox"/>	Internet Commodity	San Francisco	62.87 Mbps	75.53 Mbps	138.40 Mbps
<input checked="" type="checkbox"/>	Internet Commodity	Unknown	40.33 Mbps	90.89 Mbps	131.23 Mbps
<input checked="" type="checkbox"/>	Internet Commodity	Hangzhou	79.69 Mbps	526.76 Kbps	80.21 Mbps
<input checked="" type="checkbox"/>	Internet Commodity	Unknown	23.48 Mbps	51.67 Mbps	75.15 Mbps
<input checked="" type="checkbox"/>	Internet Commodity	San Antonio	37.74 Mbps	27.99 Mbps	65.73 Mbps
<input type="checkbox"/>	Internet Commodity	Unknown	12.91 Mbps	45.19 Mbps	58.10 Mbps
<input type="checkbox"/>	Internet Commodity	Unknown	14.14 Mbps	43.50 Mbps	57.63 Mbps
<input type="checkbox"/>	Internet Commodity	Unknown	32.39 Mbps	19.61 Mbps	52.00 Mbps
<input type="checkbox"/>	Internet Commodity	Cambridge	8.29 Mbps	41.65 Mbps	49.93 Mbps

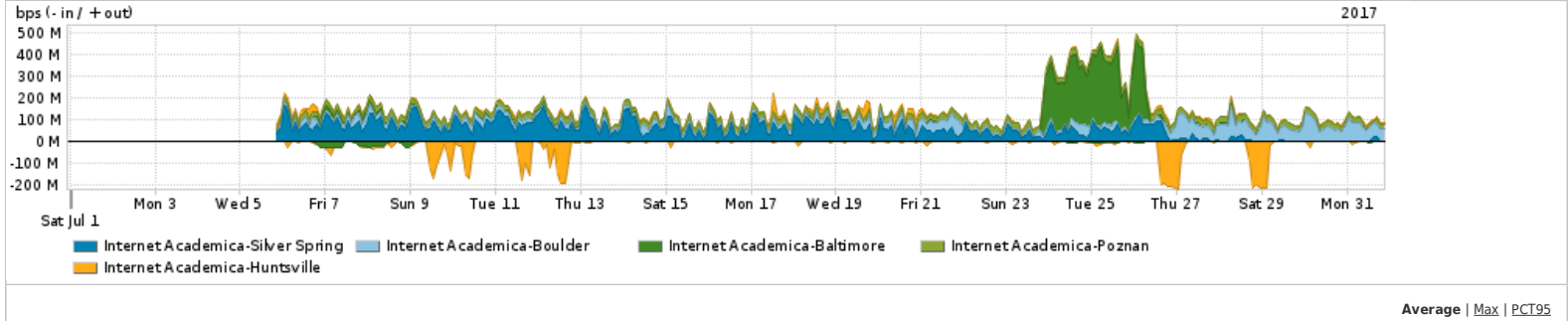
PROFILE	CITY	IN	OUT	TOTAL	
<input type="checkbox"/>	Internet Commodity	Tempe	2.60 Mbps	41.36 Mbps	43.96 Mbps

Distribuição do uso do serviço de Internet acadêmica internacional pelos PoPs da RNP



PROFILE	PROFILE	IN	OUT	TOTAL	
<input checked="" type="checkbox"/>	Internet Acadêmica	PoP-SP	29.07 Mbps	65.20 Mbps	94.27 Mbps
<input checked="" type="checkbox"/>	Internet Acadêmica	PoP-RJ	23.33 Mbps	54.58 Mbps	77.91 Mbps
<input checked="" type="checkbox"/>	Internet Acadêmica	PoP-PR	11.56 Mbps	24.78 Mbps	36.34 Mbps
<input checked="" type="checkbox"/>	Internet Acadêmica	PoP-DF	2.15 Mbps	27.88 Mbps	30.03 Mbps
<input checked="" type="checkbox"/>	Internet Acadêmica	PoP-CE	23.24 Mbps	6.21 Mbps	29.45 Mbps
<input type="checkbox"/>	Internet Acadêmica	PoP-RS	1.29 Mbps	21.40 Mbps	22.68 Mbps
<input type="checkbox"/>	Internet Acadêmica	PoP-SC	1.11 Mbps	20.32 Mbps	21.43 Mbps
<input type="checkbox"/>	Internet Acadêmica	PoP-MG	989.98 Kbps	11.63 Mbps	12.62 Mbps
<input type="checkbox"/>	Internet Acadêmica	PoP-ES	5.66 Mbps	4.91 Mbps	10.57 Mbps
<input type="checkbox"/>	Internet Acadêmica	PoP-PE	1.75 Mbps	4.43 Mbps	6.18 Mbps
<input type="checkbox"/>	Internet Acadêmica	PoP-GO	352.30 Kbps	4.57 Mbps	4.92 Mbps
<input type="checkbox"/>	Internet Acadêmica	PoP-RN	226.78 Kbps	4.48 Mbps	4.71 Mbps
<input type="checkbox"/>	Internet Acadêmica	PoP-BA	619.81 Kbps	2.66 Mbps	3.28 Mbps
<input type="checkbox"/>	Internet Acadêmica	PoP-PB	288.99 Kbps	1.48 Mbps	1.76 Mbps
<input type="checkbox"/>	Internet Acadêmica	PoP-PA	172.83 Kbps	1.09 Mbps	1.27 Mbps

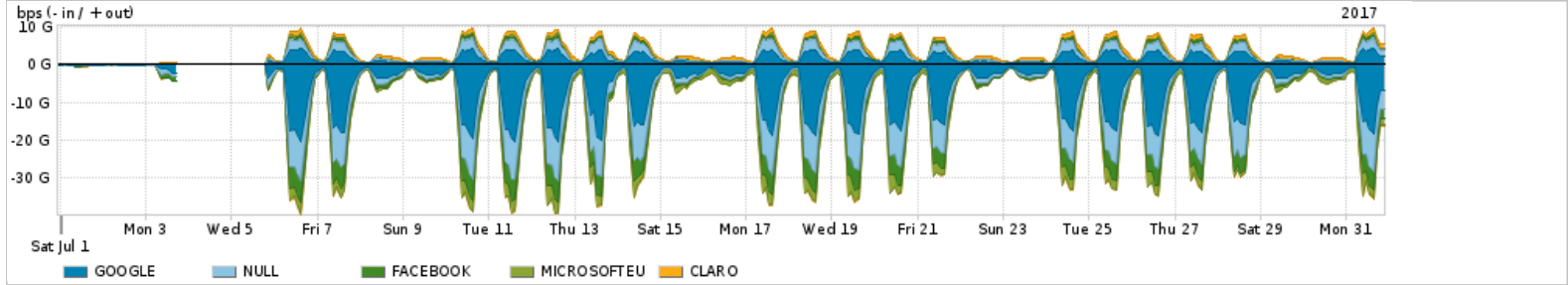
Interesse de trafego do serviço de Internet acadêmica internacional por cidades



PROFILE	CITY	IN	OUT	TOTAL	
<input checked="" type="checkbox"/>	Internet Acadêmica	Silver Spring	579.20 Kbps	45.35 Mbps	45.92 Mbps
<input checked="" type="checkbox"/>	Internet Acadêmica	Boulder	458.80 Kbps	25.82 Mbps	26.28 Mbps

PROFILE	CITY	IN	OUT	TOTAL	
<input checked="" type="checkbox"/>	Internet Academica	Baltimore	1.88 Mbps	22.69 Mbps	24.57 Mbps
<input checked="" type="checkbox"/>	Internet Academica	Poznan	141.29 Kbps	21.36 Mbps	21.50 Mbps
<input checked="" type="checkbox"/>	Internet Academica	Huntsville	15.11 Mbps	5.05 Mbps	20.16 Mbps
<input type="checkbox"/>	Internet Academica	Bethesda	1.63 Mbps	15.62 Mbps	17.25 Mbps
<input type="checkbox"/>	Internet Academica	Montgomery Village	184.38 Kbps	15.70 Mbps	15.88 Mbps
<input type="checkbox"/>	Internet Academica	Unknown	8.12 Mbps	5.21 Mbps	13.33 Mbps
<input type="checkbox"/>	Internet Academica	Sioux Falls	1.54 Mbps	9.08 Mbps	10.62 Mbps
<input type="checkbox"/>	Internet Academica	Buenos Aires	7.92 Mbps	296.49 Kbps	8.22 Mbps

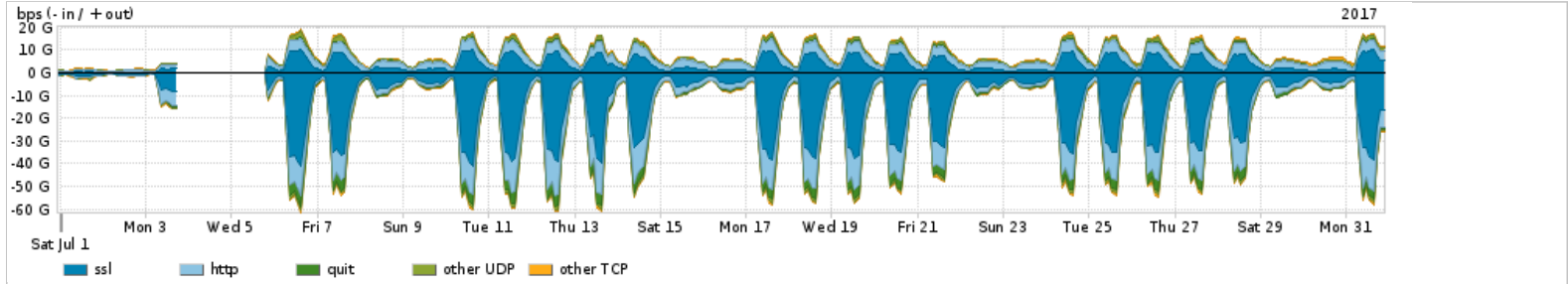
Redes (AS's de origem) mais acessadas pelos clientes da RNP sob o ponto de vista do AS1916



Average | Max | PCT95

AS NAME	ASN	IN	OUT	TOTAL	
<input checked="" type="checkbox"/>	GOOGLE	15169	5.46 Gbps	1.32 Gbps	6.78 Gbps
<input checked="" type="checkbox"/>	NULL	0	2.86 Gbps	877.29 Mbps	3.73 Gbps
<input checked="" type="checkbox"/>	FACEBOOK	32934	1.61 Gbps	186.11 Mbps	1.80 Gbps
<input checked="" type="checkbox"/>	MICROSOFTEU	8068	1.18 Gbps	168.26 Mbps	1.35 Gbps
<input checked="" type="checkbox"/>	CLARO	28573	104.54 Mbps	619.17 Mbps	723.71 Mbps
<input type="checkbox"/>	AKAMAI-ASN1	20940	664.81 Mbps	20.84 Mbps	685.65 Mbps
<input type="checkbox"/>	AMAZON-02	16509	526.21 Mbps	119.64 Mbps	645.85 Mbps
<input type="checkbox"/>	NETFLIX	2906	566.60 Mbps	8.77 Mbps	575.37 Mbps
<input type="checkbox"/>	GCEPSA-BR	28604	364.97 Mbps	20.04 Mbps	385.01 Mbps
<input type="checkbox"/>	EDGECAST	15133	296.68 Mbps	6.65 Mbps	303.32 Mbps
<input type="checkbox"/>	APPLE	714	107.17 Mbps	152.77 Mbps	259.94 Mbps
<input type="checkbox"/>	MICROSOFT-CORP-MSN-AS-BLOCK	8075	124.29 Mbps	131.08 Mbps	255.37 Mbps
<input type="checkbox"/>	TELEFNICA-BRASIL-SA-BR	27699	62.04 Mbps	191.45 Mbps	253.48 Mbps
<input type="checkbox"/>	DROPBOX	19679	156.29 Mbps	95.57 Mbps	251.86 Mbps
<input type="checkbox"/>	TNLSA-BR	7738	21.39 Mbps	222.14 Mbps	243.54 Mbps

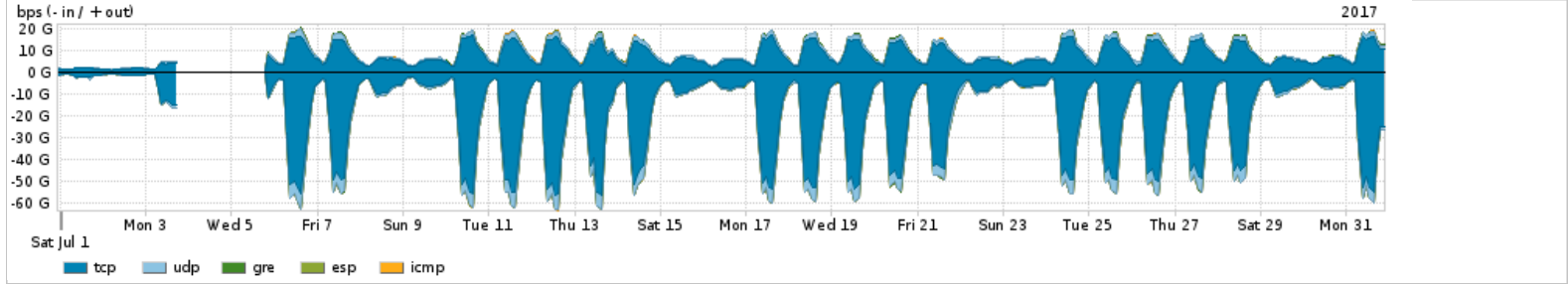
Distribuição do tráfego da rede Ipê por aplicação (análise nas camadas 3 e 4)



Average | Max | PCT95


	APPLICATION	IN	OUT	TOTAL	
<input checked="" type="checkbox"/>	ssl		11.27 Gbps	3.27 Gbps	14.54 Gbps
<input checked="" type="checkbox"/>	http		4.60 Gbps	2.71 Gbps	7.31 Gbps
<input checked="" type="checkbox"/>	quit		1.28 Gbps	185.12 Mbps	1.46 Gbps
<input checked="" type="checkbox"/>	other UDP		447.53 Mbps	735.07 Mbps	1.18 Gbps
<input checked="" type="checkbox"/>	other TCP		480.43 Mbps	434.61 Mbps	915.04 Mbps
<input type="checkbox"/>	rsync		65.35 Mbps	75.19 Mbps	140.54 Mbps
<input type="checkbox"/>	ssh		45.93 Mbps	34.04 Mbps	79.97 Mbps
<input type="checkbox"/>	dns		28.22 Mbps	47.54 Mbps	75.76 Mbps
<input type="checkbox"/>	smtp		30.27 Mbps	28.25 Mbps	58.52 Mbps
<input type="checkbox"/>	macromedia-fcs		26.21 Mbps	21.87 Mbps	48.08 Mbps

Distribuição do tráfego da rede Ipê por protocolo



Average | Max | PCT95

	PROTOCOL	IN	OUT	TOTAL	
<input checked="" type="checkbox"/>	tcp		16.93 Gbps	6.77 Gbps	23.69 Gbps
<input checked="" type="checkbox"/>	udp		1.89 Gbps	1.05 Gbps	2.93 Gbps
<input checked="" type="checkbox"/>	gre		15.89 Mbps	88.12 Mbps	104.01 Mbps
<input checked="" type="checkbox"/>	esp		46.10 Mbps	15.88 Mbps	61.97 Mbps
<input checked="" type="checkbox"/>	icmp		5.30 Mbps	35.55 Mbps	40.85 Mbps
<input type="checkbox"/>	ipv6-icmp		714.22 Kbps	1.03 Mbps	1.74 Mbps
<input type="checkbox"/>	ipv6		1.08 Mbps	539.38 Kbps	1.62 Mbps
<input type="checkbox"/>	ah		1.17 Mbps	123.44 Kbps	1.30 Mbps
<input type="checkbox"/>	255		0.00 bps	1.16 Mbps	1.16 Mbps

	PROTOCOL	IN	OUT	TOTAL
<input type="checkbox"/>	ipencap		2.91 Kbps	3.56 Kbps 6.47 Kbps

For assistance with this product, please contact support at <https://support.arbornetworks.com>