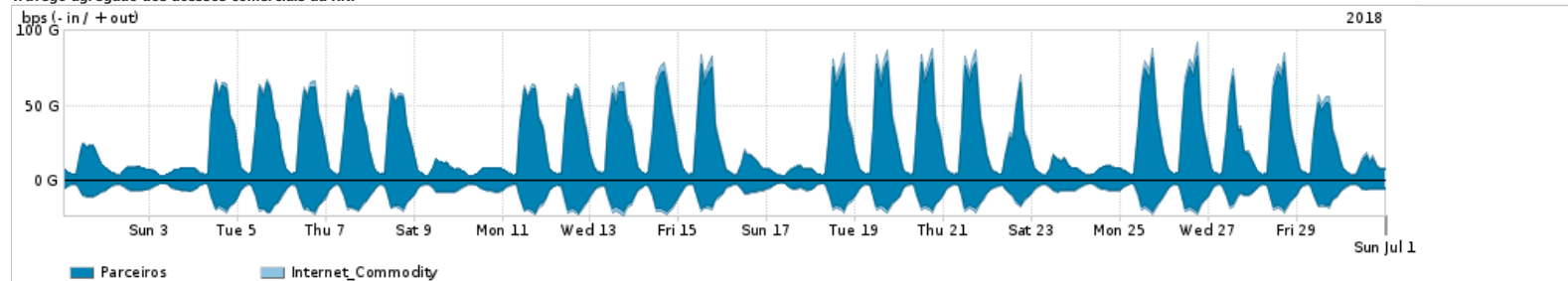


Os gráficos apresentados neste relatório de tráfego estão em formato stack, o que significa que seu valor é uma composição da soma dos componentes listados nas legendas localizadas logo abaixo dos gráficos. Os gráficos estão em "bps x tempo" e possuem dois eixos verticais, Out (positivo) e In (negativo).
 A primeira coluna da tabela define o ponto de referência para entendimento dos valores de In e Out.
 A contabilização do tráfego é sob o ponto de vista do AS da RNP, AS1916.

Legenda:
 PoP - Ponto de presença da RNP
 Parceiros - Provedores comerciais que a RNP mantém acordos de troca de tráfego
 Internet Acadêmica - Acesso às redes acadêmicas internacionais, serviço atualmente provido pela RedClara
 Internet commodity - Acesso pago à Internet global que é oferecido pela RNP aos seus clientes
 ASN - Número do sistema autônomo
 Profile - Objeto gerenciável definido arbitrariamente no Peakflow através de diversos parâmetros (ex: bloco cidr, peer-as, as-path, bgp community, interface, etc)

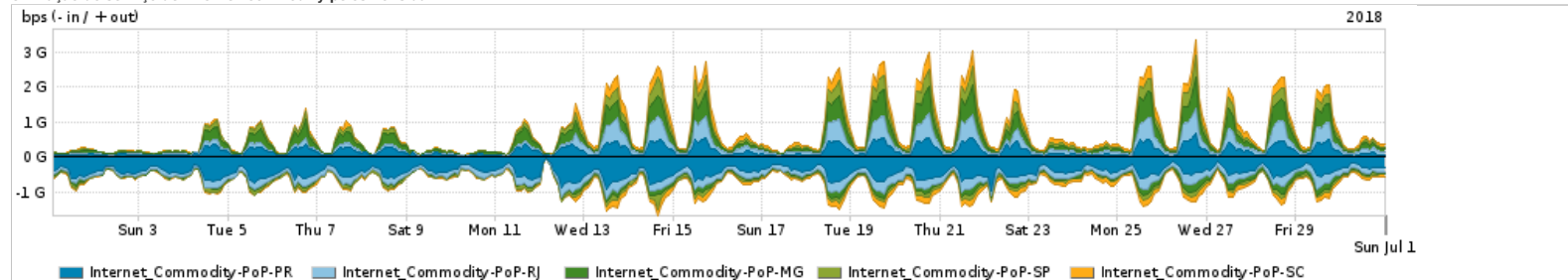
Tráfego agregado dos acessos comerciais da RNP



Average | Max | PCT95

PROFILE	IN	OUT	TOTAL
<input checked="" type="checkbox"/> Parceiros	9.44 Gbps	24.17 Gbps	33.61 Gbps
<input checked="" type="checkbox"/> Internet_Commodity	1.17 Gbps	1.79 Gbps	2.96 Gbps

Utilização do serviço de Internet Commodity pelos PoPs da RNP

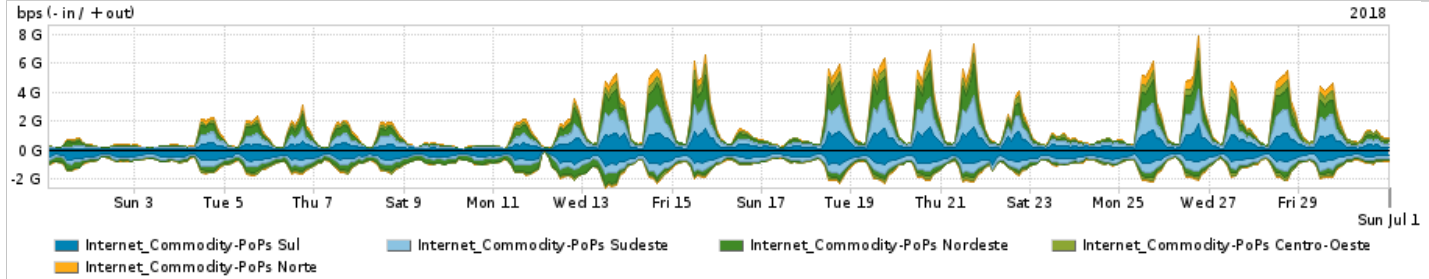


Average | Max | PCT95

PROFILE	PROFILE	IN	OUT	TOTAL
<input checked="" type="checkbox"/> Internet_Commodity	PoP-PR	439.85 Mbps	159.40 Mbps	599.24 Mbps
<input checked="" type="checkbox"/> Internet_Commodity	PoP-RJ	157.26 Mbps	150.09 Mbps	307.35 Mbps
<input checked="" type="checkbox"/> Internet_Commodity	PoP-MG	57.39 Mbps	192.70 Mbps	250.09 Mbps
<input checked="" type="checkbox"/> Internet_Commodity	PoP-SP	60.80 Mbps	112.04 Mbps	172.84 Mbps
<input checked="" type="checkbox"/> Internet_Commodity	PoP-SC	63.64 Mbps	107.14 Mbps	170.78 Mbps
<input type="checkbox"/> Internet_Commodity	PoP-RS	25.52 Mbps	124.42 Mbps	149.94 Mbps
<input type="checkbox"/> Internet_Commodity	PoP-BA	80.52 Mbps	56.46 Mbps	136.99 Mbps
<input type="checkbox"/> Internet_Commodity	PoP-DF	50.68 Mbps	71.22 Mbps	121.90 Mbps
<input type="checkbox"/> Internet_Commodity	PoP-PE	39.95 Mbps	68.63 Mbps	108.59 Mbps
<input type="checkbox"/> Internet_Commodity	PoP-PA	11.91 Mbps	73.74 Mbps	85.65 Mbps
<input type="checkbox"/> Internet_Commodity	PoP-RN	27.91 Mbps	57.44 Mbps	85.35 Mbps

	PROFILE	PROFILE	IN	OUT	TOTAL
<input type="checkbox"/>	Internet_Commodity	PoP-CE	18.95 Mbps	63.89 Mbps	82.84 Mbps
<input type="checkbox"/>	Internet_Commodity	PoP-PB	20.28 Mbps	53.21 Mbps	73.50 Mbps
<input type="checkbox"/>	Internet_Commodity	PoP-GO	13.61 Mbps	48.43 Mbps	62.04 Mbps
<input type="checkbox"/>	Internet_Commodity	PoP-ES	20.42 Mbps	36.72 Mbps	57.14 Mbps

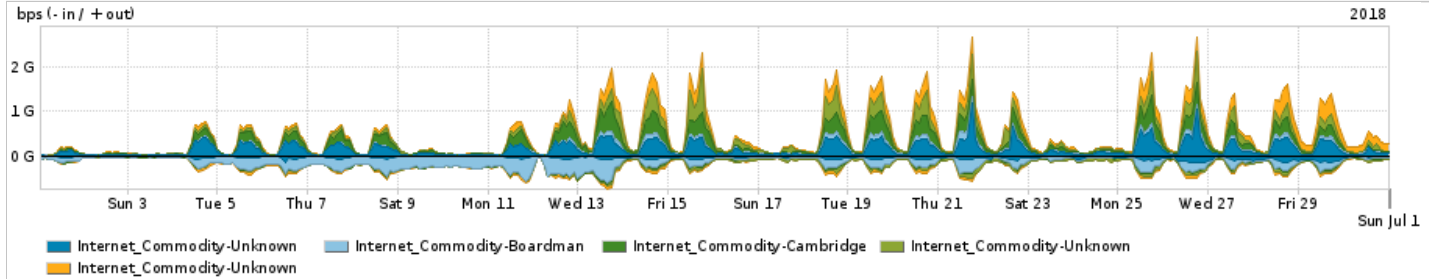
Utilização do serviço de Internet Commodity pelos PoPs da RNP agrupados por região



Average | Max | PCT95

	PROFILE	PROFILE	IN	OUT	TOTAL
<input checked="" type="checkbox"/>	Internet_Commodity	PoPs Sul	529.01 Mbps	390.96 Mbps	919.96 Mbps
<input checked="" type="checkbox"/>	Internet_Commodity	PoPs Sudeste	295.87 Mbps	491.55 Mbps	787.42 Mbps
<input checked="" type="checkbox"/>	Internet_Commodity	PoPs Nordeste	213.66 Mbps	403.42 Mbps	617.07 Mbps
<input checked="" type="checkbox"/>	Internet_Commodity	PoPs Centro-Oeste	82.63 Mbps	165.28 Mbps	247.91 Mbps
<input checked="" type="checkbox"/>	Internet_Commodity	PoPs Norte	35.63 Mbps	160.57 Mbps	196.19 Mbps

Interesse de tráfego do serviço de Internet Commodity por cidade

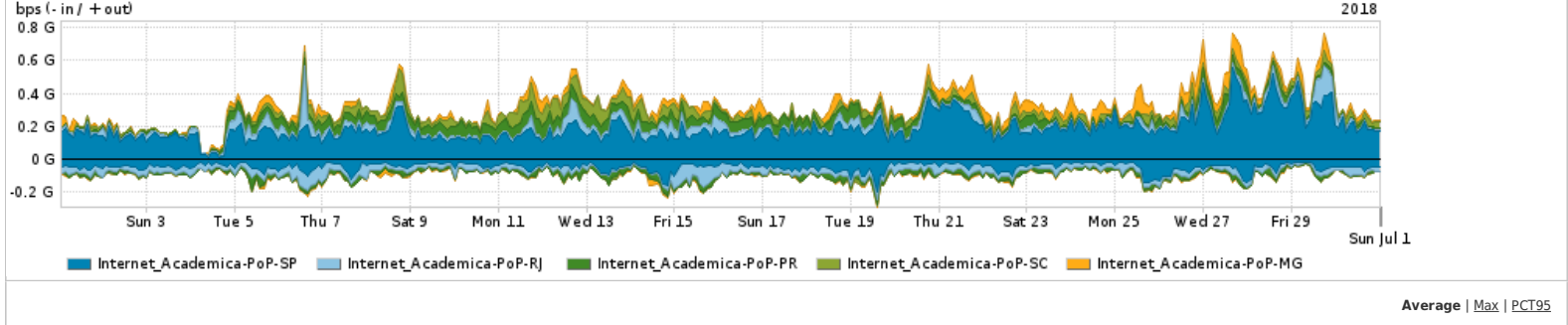


Average | Max | PCT95

	PROFILE	CITY	IN	OUT	TOTAL
<input checked="" type="checkbox"/>	Internet_Commodity	Unknown	39.38 Mbps	147.43 Mbps	186.81 Mbps
<input checked="" type="checkbox"/>	Internet_Commodity	Boardman	129.38 Mbps	25.22 Mbps	154.60 Mbps
<input checked="" type="checkbox"/>	Internet_Commodity	Cambridge	11.14 Mbps	123.03 Mbps	134.17 Mbps
<input checked="" type="checkbox"/>	Internet_Commodity	Unknown	29.64 Mbps	93.11 Mbps	122.75 Mbps
<input checked="" type="checkbox"/>	Internet_Commodity	Unknown	17.80 Mbps	98.01 Mbps	115.81 Mbps
<input type="checkbox"/>	Internet_Commodity	Seattle	6.97 Mbps	105.13 Mbps	112.09 Mbps
<input type="checkbox"/>	Internet_Commodity	Unknown	13.84 Mbps	72.20 Mbps	86.04 Mbps
<input type="checkbox"/>	Internet_Commodity	Ashburn	8.93 Mbps	75.57 Mbps	84.50 Mbps
<input type="checkbox"/>	Internet_Commodity	Unknown	7.42 Mbps	66.07 Mbps	73.49 Mbps

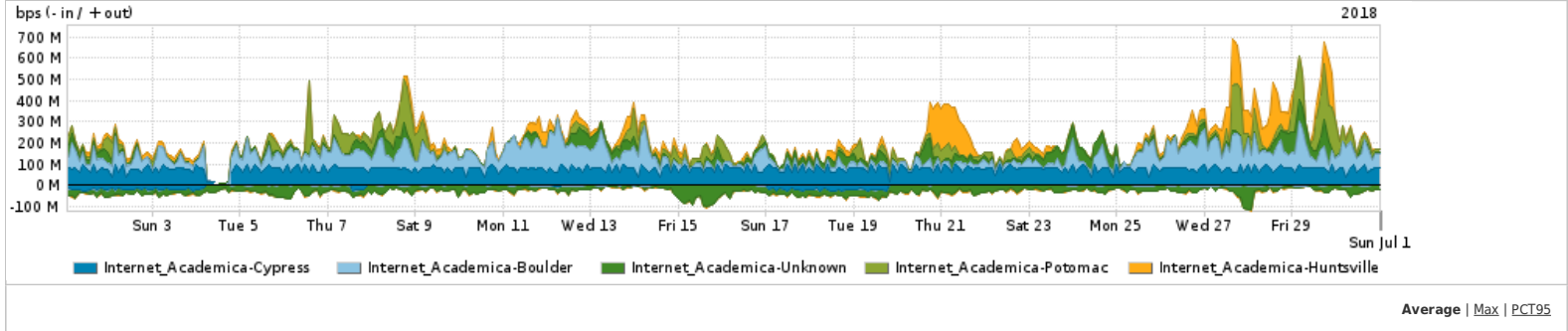
PROFILE	CITY	IN	OUT	TOTAL
<input type="checkbox"/> Internet_Commodity	Unknown	12.07 Mbps	42.16 Mbps	54.24 Mbps

Distribuição do uso do serviço de Internet acadêmica internacional pelos PoPs da RNP



PROFILE	PROFILE	IN	OUT	TOTAL
<input checked="" type="checkbox"/> Internet_Academica	PoP-SP	49.00 Mbps	186.55 Mbps	235.55 Mbps
<input checked="" type="checkbox"/> Internet_Academica	PoP-RJ	33.64 Mbps	29.67 Mbps	63.31 Mbps
<input checked="" type="checkbox"/> Internet_Academica	PoP-PR	17.02 Mbps	43.08 Mbps	60.10 Mbps
<input checked="" type="checkbox"/> Internet_Academica	PoP-SC	2.78 Mbps	32.94 Mbps	35.72 Mbps
<input checked="" type="checkbox"/> Internet_Academica	PoP-MG	3.15 Mbps	30.70 Mbps	33.85 Mbps
<input type="checkbox"/> Internet_Academica	PoP-RS	1.67 Mbps	25.19 Mbps	26.86 Mbps
<input type="checkbox"/> Internet_Academica	PoP-PA	1.12 Mbps	18.89 Mbps	20.01 Mbps
<input type="checkbox"/> Internet_Academica	PoP-DF	2.52 Mbps	11.32 Mbps	13.85 Mbps
<input type="checkbox"/> Internet_Academica	PoP-CE	1.44 Mbps	6.46 Mbps	7.90 Mbps
<input type="checkbox"/> Internet_Academica	PoP-PE	564.59 Kbps	5.10 Mbps	5.66 Mbps
<input type="checkbox"/> Internet_Academica	PoP-ES	874.98 Kbps	4.06 Mbps	4.94 Mbps
<input type="checkbox"/> Internet_Academica	PoP-RN	735.58 Kbps	2.91 Mbps	3.64 Mbps
<input type="checkbox"/> Internet_Academica	PoP-BA	571.18 Kbps	2.81 Mbps	3.38 Mbps
<input type="checkbox"/> Internet_Academica	PoP-GO	295.59 Kbps	2.10 Mbps	2.39 Mbps
<input type="checkbox"/> Internet_Academica	PoP-PB	407.21 Kbps	1.43 Mbps	1.84 Mbps

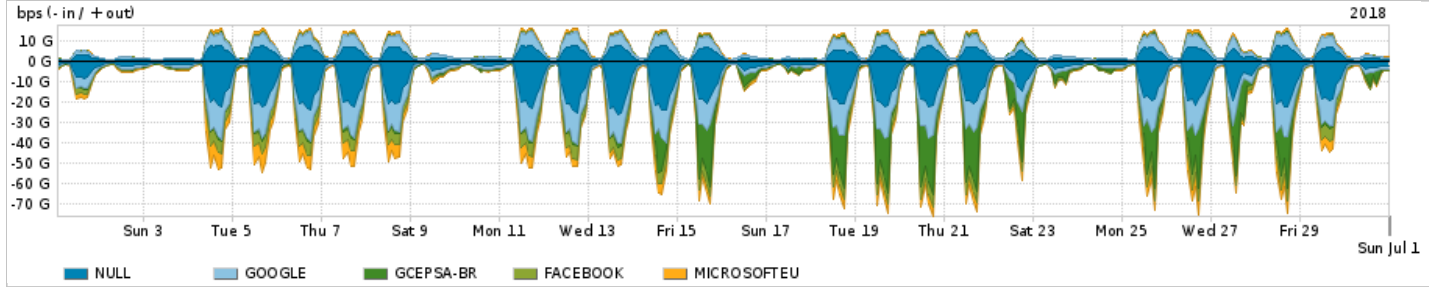
Interesse de trafego do serviço de Internet acadêmica internacional por cidades



PROFILE	CITY	IN	OUT	TOTAL
<input checked="" type="checkbox"/> Internet_Academica	Cypress	4.07 Mbps	75.62 Mbps	79.69 Mbps
<input checked="" type="checkbox"/> Internet_Academica	Boulder	1.16 Mbps	63.31 Mbps	64.47 Mbps

	PROFILE	CITY	IN	OUT	TOTAL
<input checked="" type="checkbox"/>	Internet_Academica	Unknown	26.60 Mbps	23.48 Mbps	50.07 Mbps
<input checked="" type="checkbox"/>	Internet_Academica	Potomac	436.32 Kbps	30.16 Mbps	30.60 Mbps
<input checked="" type="checkbox"/>	Internet_Academica	Huntsville	2.04 Mbps	27.01 Mbps	29.05 Mbps
<input type="checkbox"/>	Internet_Academica	Unknown	10.30 Mbps	17.62 Mbps	27.93 Mbps
<input type="checkbox"/>	Internet_Academica	Kapolei	421.36 Kbps	24.22 Mbps	24.64 Mbps
<input type="checkbox"/>	Internet_Academica	Laurel	1.27 Mbps	23.10 Mbps	24.37 Mbps
<input type="checkbox"/>	Internet_Academica	Unknown	7.28 Mbps	11.78 Mbps	19.06 Mbps
<input type="checkbox"/>	Internet_Academica	Unknown	4.96 Mbps	7.40 Mbps	12.36 Mbps

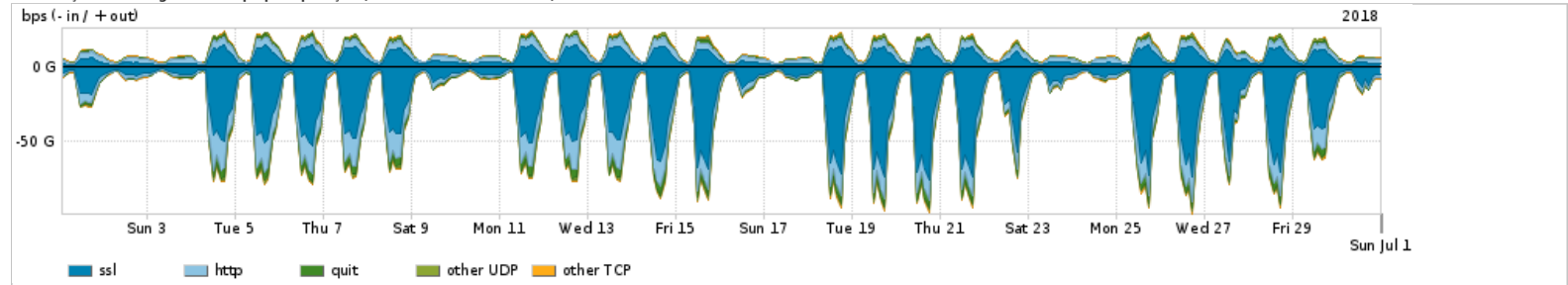
Redes (AS's de origem) mais acessadas pelos clientes da RNP sob o ponto de vista do AS1916



Average | Max | PCT95

	AS NAME	ASN	IN	OUT	TOTAL
<input checked="" type="checkbox"/>	NULL	0	7.60 Gbps	2.77 Gbps	10.37 Gbps
<input checked="" type="checkbox"/>	GOOGLE	15169	5.04 Gbps	2.56 Gbps	7.60 Gbps
<input checked="" type="checkbox"/>	GCEPSA-BR	28604	3.04 Gbps	73.72 Mbps	3.11 Gbps
<input checked="" type="checkbox"/>	FACEBOOK	32934	2.43 Gbps	210.53 Mbps	2.64 Gbps
<input checked="" type="checkbox"/>	MICROSOFTEU	8068	2.18 Gbps	387.20 Mbps	2.56 Gbps
<input type="checkbox"/>	AKAMAI-ASN1	20940	1.70 Gbps	459.69 Mbps	2.16 Gbps
<input type="checkbox"/>	AMAZON-02	16509	847.54 Mbps	262.37 Mbps	1.11 Gbps
<input type="checkbox"/>	CLARO	28573	170.69 Mbps	815.27 Mbps	985.97 Mbps
<input type="checkbox"/>	NETFLIX	2906	793.94 Mbps	16.13 Mbps	810.07 Mbps
<input type="checkbox"/>	EDGECAST	15133	578.20 Mbps	19.00 Mbps	597.20 Mbps
<input type="checkbox"/>	MICROSOFT-CORP-MSN-AS-BLOCK	8075	263.20 Mbps	310.73 Mbps	573.93 Mbps
<input type="checkbox"/>	APPLE	714	193.41 Mbps	350.12 Mbps	543.53 Mbps
<input type="checkbox"/>	LEVEL3-AS3549	3549	340.69 Mbps	23.76 Mbps	364.44 Mbps
<input type="checkbox"/>	TELEFONICA-BRASIL-SA-BR	27699	83.69 Mbps	251.63 Mbps	335.32 Mbps
<input type="checkbox"/>	DROPBOX	19679	203.61 Mbps	94.90 Mbps	298.51 Mbps

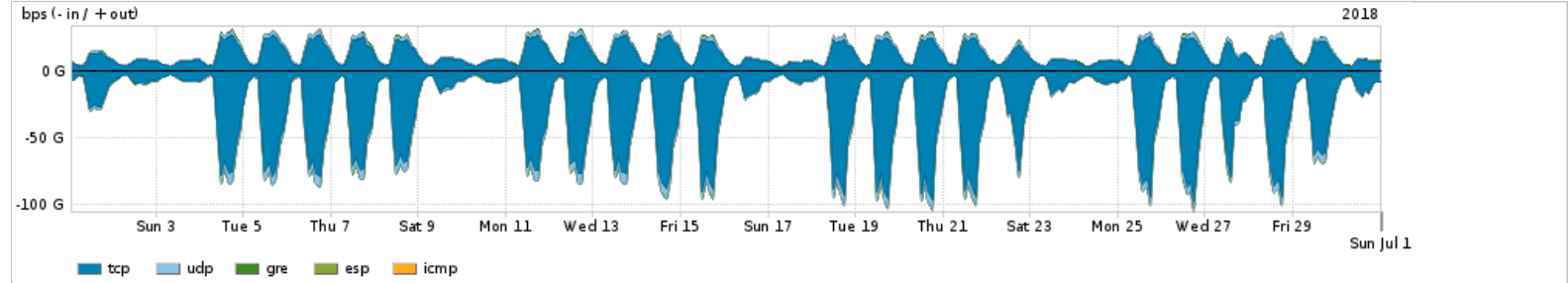
Distribuição do tráfego da rede Ipê por aplicação (análise nas camadas 3 e 4)



Average | Max | PCT95


	APPLICATION	IN	OUT	TOTAL
<input checked="" type="checkbox"/>	ssl	19.56 Gbps	5.52 Gbps	25.07 Gbps
<input checked="" type="checkbox"/>	http	6.21 Gbps	3.17 Gbps	9.37 Gbps
<input checked="" type="checkbox"/>	quit	1.80 Gbps	508.42 Mbps	2.30 Gbps
<input checked="" type="checkbox"/>	other UDP	530.98 Mbps	697.69 Mbps	1.23 Gbps
<input checked="" type="checkbox"/>	other TCP	698.95 Mbps	413.05 Mbps	1.11 Gbps
<input type="checkbox"/>	ssh	83.88 Mbps	41.03 Mbps	124.91 Mbps
<input type="checkbox"/>	ntp	9.97 Mbps	104.27 Mbps	114.25 Mbps
<input type="checkbox"/>	rsync	58.32 Mbps	30.66 Mbps	88.97 Mbps
<input type="checkbox"/>	smtp	32.05 Mbps	54.82 Mbps	86.86 Mbps
<input type="checkbox"/>	ldap	6.18 Mbps	66.14 Mbps	72.32 Mbps

Distribuição do tráfego da rede Ipê por protocolo



Average | Max | PCT95

	PROTOCOL	IN	OUT	TOTAL
<input checked="" type="checkbox"/>	tcp	29.33 Gbps	11.35 Gbps	40.69 Gbps
<input checked="" type="checkbox"/>	udp	2.56 Gbps	1.47 Gbps	4.03 Gbps
<input checked="" type="checkbox"/>	gre	24.82 Mbps	175.07 Mbps	199.89 Mbps
<input checked="" type="checkbox"/>	esp	145.53 Mbps	37.43 Mbps	182.95 Mbps
<input checked="" type="checkbox"/>	icmp	8.77 Mbps	11.75 Mbps	20.51 Mbps
<input type="checkbox"/>	ipv6	2.20 Mbps	1.58 Mbps	3.78 Mbps
<input type="checkbox"/>	ipv6-icmp	1.58 Mbps	2.09 Mbps	3.67 Mbps
<input type="checkbox"/>	ipencap	9.03 Kbps	7.68 Kbps	16.71 Kbps
<input type="checkbox"/>	sctp	1.03 Kbps	0.00 bps	1.03 Kbps

	PROTOCOL	IN	OUT	TOTAL
<input type="checkbox"/>	255	733.00 bps	3.00 bps	736.00 bps

For assistance with this product, please contact support at <https://support.arbornetworks.com>